



Data Management Module (CCU)

One stop for product management and catalogue maintenance, with outstanding functionality

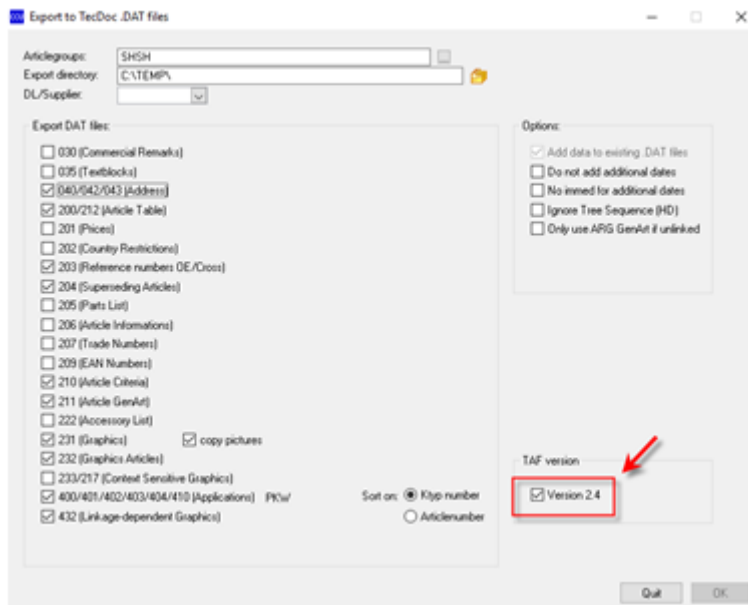
What's New In this Edition

Here at TecAlliance we always appreciate your feedback and constructive criticism. Along with general improvements in features and bug fixes we picked the best suggestions and incorporated them in the CCU software for all our customers. The main changes from last quarter include:

- TecDoc 2.4 Format Support -- page 2
- Find Cross /OE results --page 3
- Cylinder column on application tab -- page 4
- Visibility of linked documents on Cross/OE -- page 5
- Multi Articlegroup in parts List Export -- page 6
- Separate TecDoc Export Path -- page 7
- Changelog -- page 8

TecDoc 2.4 Format Support

CCU now has support for the TAF 2.4 format. Please check the Version 2.4 box and the format of the files will be in TAF 2.4



The naming of the files will be different than the 2.2a format. According to TAF 2.4 format the filename extension will now be the **data supplier** number instead of the **.dat** extension.

This PC > Local Disk (C:) > TEMP				
Name	Date modified	Type	Size	
001.00XX	21-10-2016 09:33	00XX File	0 KB	
040.00XX	21-10-2016 09:33	00XX File	1 KB	
042.00XX	21-10-2016 09:33	00XX File	1 KB	
200.00XX	21-10-2016 09:33	00XX File	416 KB	
203.00XX	21-10-2016 09:33	00XX File	5,827 KB	
204.00XX	21-10-2016 09:33	00XX File	137 KB	
208.00XX	21-10-2016 09:33	00XX File	0 KB	
210.00XX	21-10-2016 09:33	00XX File	1,413 KB	
211.00XX	21-10-2016 09:33	00XX File	280 KB	
212.00XX	21-10-2016 09:33	00XX File	424 KB	
215.00XX	21-10-2016 09:33	00XX File	0 KB	
228.00XX	21-10-2016 09:33	00XX File	0 KB	
231.00XX	21-10-2016 09:33	00XX File	0 KB	
232.00XX	21-10-2016 09:33	00XX File	0 KB	
400.00XX	21-10-2016 09:33	00XX File	4,704 KB	
402.00XX	21-10-2016 09:33	00XX File	0 KB	
403.00XX	21-10-2016 09:33	00XX File	0 KB	
404.00XX	21-10-2016 09:33	00XX File	4,555 KB	
410.00XX	21-10-2016 09:33	00XX File	25,056 KB	
432.00XX	21-10-2016 09:33	00XX File	0 KB	

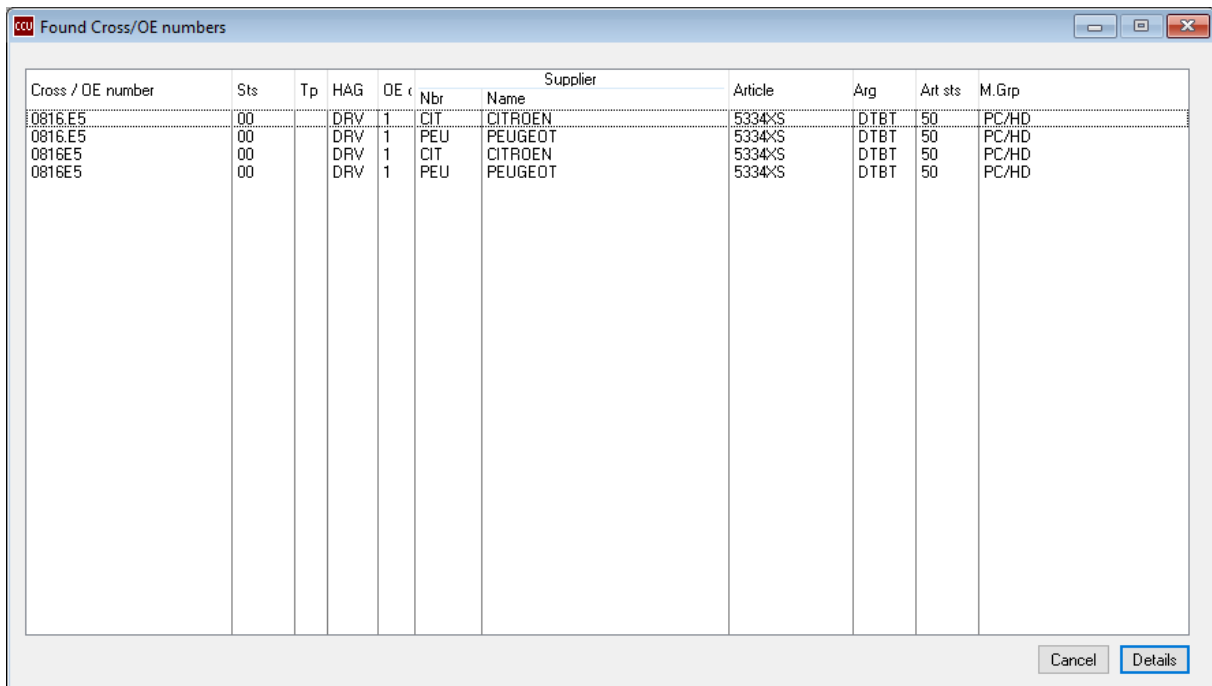
Find Cross/OE results

When searching for a Cross or OE number in the Find Cross/OE window it could happen that a Cross/OE number was listed twice for the same vehicle. This was caused by the fact that there is a compressed and uncompressed number in the CCU database.

The results have been edited so that you now can see the compressed and uncompressed numbers. So it doesn't look like duplicates are presented.

Where: CCU > Find Cross/OE > Search on number

Ticket: 201608016



Cross / OE number	Sts	Tp	HAG	OE c	Nbr	Name	Supplier	Article	Arg	Art sts	M.Grp
0816.E5	00		DRV	1	CIT	CITROEN		5334XS	DTBT	50	PC/HD
0816.E5	00		DRV	1	PEU	PEUGEOT		5334XS	DTBT	50	PC/HD
0816E5	00		DRV	1	CIT	CITROEN		5334XS	DTBT	50	PC/HD
0816E5	00		DRV	1	PEU	PEUGEOT		5334XS	DTBT	50	PC/HD

Cylinder Column on Application Tab

When you open an Article from the Articles screen and open the Applications tab, you can now see the number of Cylinders that the vehicle has. This is presented in the column Cylinders.

To prevent confusion regarding the display of the cylinders we have renamed the column Cyl to Stroke.

Where: CCU > Articles > Select Article > Applications tab

Ticket: 201604010

Fuel	Stroke	kW	Engine Vin code	Type	Cylinders
B	1.4	45	150A		4
B	1.4	47	K1H		4
B	1.4	52	150C/K1F		4
B	1.4	53	150C		4
B	1.4	55	KDY/KDZ		4
B	1.4	55	KDY/KDZ	-/TGi	4
B	1.6	66	171A/171B		4
B	1.6	66	171A/171B	-/GT	4
B	1.6	68	171C/B2C/XU52C		4
B	1.9	75	159A/DFZ/DKK		4
B	1.9	75	DFZ/DKK		4
B	1.9	77	D2A		4
D	1.8	44	161A		4
D	1.8	44	161A		4
D	1.9	47	DJZ/XUD9		4
D	1.9	47	162/DJZ		4
D	1.9	51	D9B		4
D	1.9	51	D9B		4


Visibility of Linked Documents on Cross/OE

In CCU you have the option to link documents to a Cross/OE record. But you couldn't determine which Cross/OE record has a document linked without opening the Cross/OE record.

In the new CCU version we have added a camera icon to these records in the Cross/OE overview. This feature has been added to the Article screen and Cross/OE screen.

Where: CCU > Articles > Select Article > OE/Cross tab
CCU > Crossing

Ticket: 201604007

Supp	Supplier	Status		OE number	OE info	Link	L
DAH	DAIHATSU	00		16571-87750			L

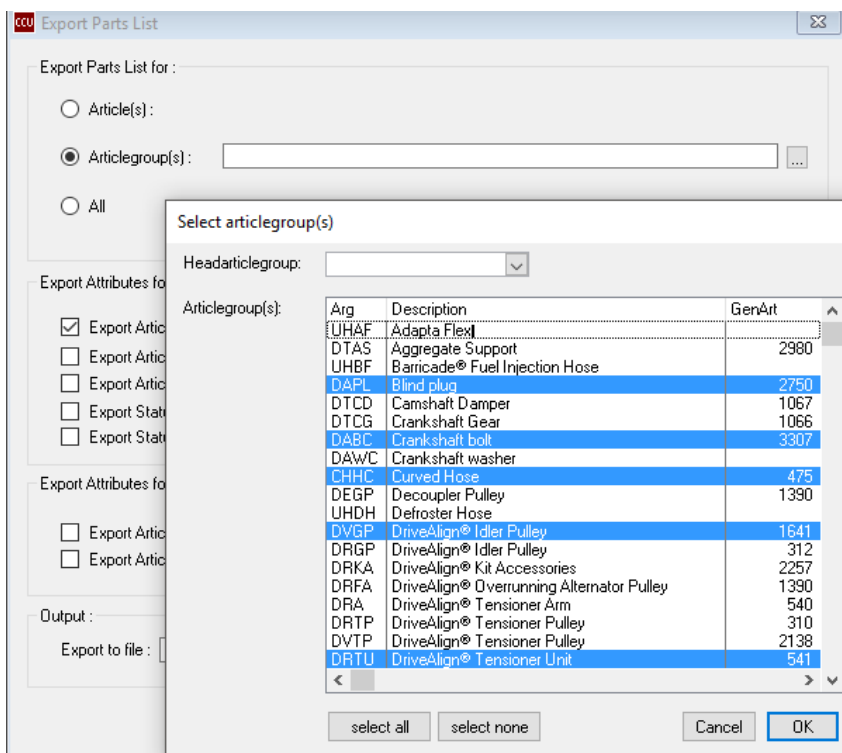
Enhanced Selection in Parts List Export

In the Articlegroup selection window for the Parts List Export you could only select one Articlegroup at a time. We have made it possible to select multiple Articlegroups at once. This makes it easier and less time consuming for the user.

When choosing to base the export on the selection of Articles, you can now paste multiple Articlenumbers at once.

Where: CCU > Reports/Exports > Export Parts List > Enable Articlegroups > Select Articlegroups / Select Article(s)

Ticket: 201510053



Separate TecDoc Export Path

In CCUSV you can define the export path per user. This path will be the default location to which files from CCU will be exported. In a lot of cases the customer likes to save the TecDoc export files to another location. This was possible of course by changing the path before starting the export.

We made it possible to set the default export path for the TecDoc export separately from the general export path.

Where: CCUSV > Internal Tables > Configuration > Options

Ticket: 201609035

- Show message when missing Required Field
- Show Remark when Required fields
- Prevent entering Double Cross / OE records
- Enable OE-ranking
- Confirm on solving HMD
- HMD Solve button on application screen
- Enable PM solver Auto-solve attributes
- Enable Update/Insert/Delete buttons when QuickView
- Enable Accessories
- Delete non abo applications
- Application & Article Export run drop empty columns

- Always keep superseded article
- Allow keep applications on superseed
- Group articlegroups on Browse screen

Drawing Sheet name: Docs

- Drawings Uppercase

NPC filepath:

<input type="checkbox"/> Article Additional Search 1	Name: PN Packed	Table: <input type="text"/>
<input type="checkbox"/> Article Additional Search 2	Name:	Table: <input type="text"/>
<input type="checkbox"/> Article Additional Search 3	Name:	Table: <input type="text"/>
<input type="checkbox"/> Article Additional Search 4	Name:	Table: <input type="text"/>

Default Cross Status: 00

Status for Superseded:

Clear Article Status on Duplicate

Enable App Status

Default App Status:

TecDoc:

TD default language: 004

Use TecDoc Dates

Show vehicles without Ktyp on PrintTD

Export Path:

MAM:

Supplier name: Gates

Changelog

For a full list of changes, in addition to the ones outlined in this document, please review the changelog below. If you have any questions about the changelog please contact Headline Helpdesk for more information.

TYPE	DESCRIPTION
ADDED	Cylinders on Applications sheet Article (201604010)
ADDED	Tooltip on HMD fields application
ADDED	Button to search on MMI number
ADDED	Resequencing Drawings on article level
ADDED	Warning when not saving changed APD data
ADDED	TecDoc export can start batch with start-time
ADDED	User authorisation for Coverage Analysis External Supplier
ADDED	Status mail messages can be sent in Bulk (B19) (201609005)
ADDED	Authorisation for Missing Cross Supersessions on user level (201609023)
ADDED	Default export path for TD export module
ADDED	Optional Status / Articlegroup description on horizontal Complete Cross/OE Export (201609053)
ADDED	Flip horizontal/Vertical options in Strip Drawing Tool (Bosal)
CHANGED	Inserting a new article opens initial screen for articlenumber/group/status
CHANGED	User can be PM for up to 15 Headarticle groups (201609036)
CHANGED	Import Prices extended with valid date from / to (201609036)
CHANGED	Improved PM data for multiple regions
CHANGED	Option to select status and description on OE/Cross export (201610048)
FIX	Extended authorisation separated OE and Cross update (201608091)
FIX	Export Multi Articlegroup Articles separated fields GenArt and GenArt description (201608093)
FIX	Invalid partslist information when browsing tree structure (201608076)
FIX	Find OE/Cross shows uncompressed crossnumbers (201608016)
FIX	Export Multi Articlegroup Articles saves Translate Table Values checkbox (201606011)
FIX	Confirm message when deleting OE/Cross from article screen (201607021)
FIX	Brake Pad Dimensions in Export Articlegroup Articles (201608089)
FIX	TecDoc Plus data can only be exported once in a single run
FIX	Maximum size to paste OE numbers for OE/PM analysis (201610013)
FIX	Importing Excel GPF on date fields
FIX	Split numeric values for TD export excludes negative numbers

TecAlliance Netherlands BV

**Horsterweg 24
6199 AC Maastricht Airport
The Netherlands**

Tel.: +31 433 650 212

Fax: +31 433 650 125

Internet: www.tecalliance.net/

E-mail: helpdesk@headlineweb.nl